

3i

## 3i Series Infrared Thermometer

### Noncontact Temperature Measurement



### Specialized Models for Specialized Applications

Advanced applications and processes need specialized tools like the Raytek 3i IR (infrared) thermometer.

The Raytek 3i series of noncontact thermometers measures surface temperature in places other thermometers cannot. With a choice of spectral responses, temperature ranges, laser sighting options and on-board data logging capabilities, the Raytek 3i meets the individual requirements of demanding users.

**Raytek**<sup>®</sup>  
A Fluke Company

# Raytek 3i Series



Overcome the limitations of contact thermometers in manufacturing plants with Raytek 3i series infrared thermometers. For the most accurate readings in hot environments, the 3i thermometer compensates for the energy reflected by the background around the target. Reflected background energy compensation allows for accurate measurement even when the area measured is reflecting energy from nearby objects with higher temperatures; for example, inside a furnace. Varying spectral responses, laser-sighting systems, and distance-to-measurement spot ratios ensure the Raytek 3i temperature measurements are precise.

## LT and LR

For maintenance and quality control applications, the Raytek 3i Low Temperature (LT) and Long Range (LR) models are available for various temperature range and optical requirements. The strong 105:1 distance-to-spot ratio of the 3i LRL2SC thermometer combined with a -30 to 1200°C (-20 to 2200°F) temperature range and scope permits easy temperature measurements of elevated objects at great distances, such as electrical connectors in towers.

Useful in the following manufacturing situations:

- Utilities
- Electrical Connectors
- Plant Maintenance
- Paper Production
- Fire Safety

## 1M and 2M

Raytek high temperature infrared thermometers, such as the 3i 1M & 2M models are ideal for foundry and processing operations, such as heat treating, tempering and forging.

Due to the high-resolution 180:1 optics of the Raytek 3i 1M unit, it can take the approximate temperature measurements of molten glass by measuring the surface temperature of the port arch and bridge wall. Measuring the surface temperature of regenerator stacks or furnace melts may also assess the possibility of brick damage.

Ideally suited for:

- Iron
- Steel
- Metal Refining
- Foundry and Processing Operations
- Ceramics
- Semiconductor
- Chemical Furnaces
- Petrochemical Furnaces

## G5 and P7

Accurately measure glass and plastics processing with specialized spectral responses using the Raytek 3iG5 or 3iP7 unit. The 3iG5 model is a 5-micron instrument designed for glass manufacturing and recycling, and is useful for temperature measurements of float sheets and gobs. The 7.9-micron Raytek 3iP7 model is designed for applications in producing and converting film plastics.

Well suited for many processes within glass and plastic manufacturing.

- |    |  |
|----|--|
| G5 | <ul style="list-style-type: none"><li>■ Tempering</li><li>■ Annealing</li><li>■ Forming</li><li>■ Sealing</li><li>■ Laminating</li><li>■ Bending</li></ul>   |
| P7 | <ul style="list-style-type: none"><li>■ Lamination</li><li>■ Flexo-Printing</li><li>■ Film Orientation</li><li>■ Extrusion and Coating</li><li>■ PET, flouroplastic, Teflon®, acrylic, nylon (polyamide) cellulose, acetate, polyimide, polyurethane, PVC, polycarbonate</li></ul> |

# Laser Sighting Options



## Single Laser (L2, L3)

Single laser models are designed for accuracy over distances and pinpoint the center of the target area with a bright laser spot. The single laser L3 unit is equipped with a 4 milliwatt laser, providing the brightest laser guide.

## Dual Laser (DL2, DL3)

The dual laser uses two laser spots to indicate the diameter of the target area measured.

## Crossed Laser (CL2, CL3)

For precise measurement of smaller targets, minimum measurement spot is indicated at the point the two laser beams meet.

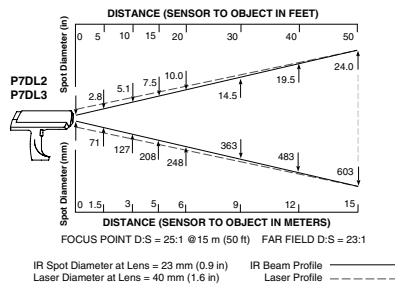
## Scope Only (SC) or Scope with Laser (SCL2)

Measure temperature at a distance in bright daylight. At the focus point, 3i scopes are parallax-free and provide circular reticles for pinpoint accuracy. To enhance the sighting capabilities of the scope, combine the scope with a laser equipped model.

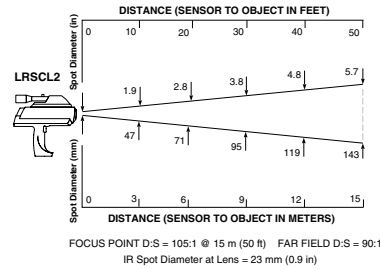
Models ending with L2 meet FDA Class II and IEC Class 2 requirements. Models ending with L3 meet FDA Class IIIa requirements.

# Optical Resolutions D:S (distance to spot using 90% encircled energy at focal point)

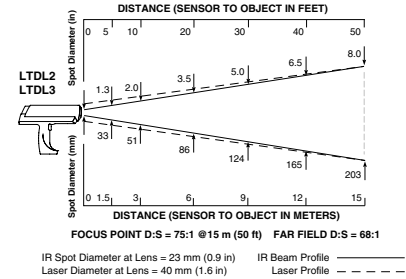
## G5SC for Glass



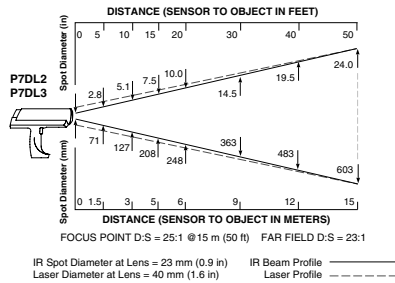
## Long Range



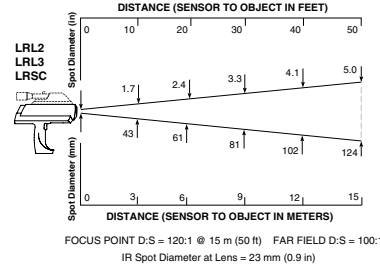
## Low Temperature



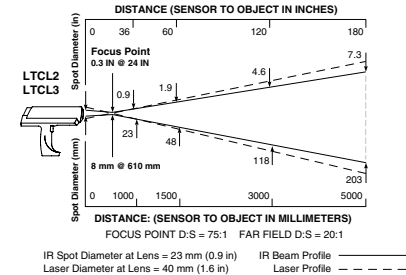
## P7DL for Thin Film Plastics



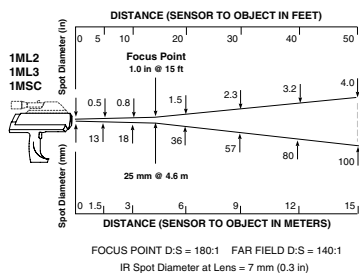
## Long Range



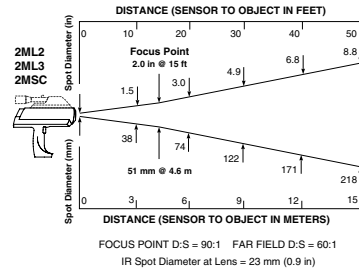
## Low Temperature



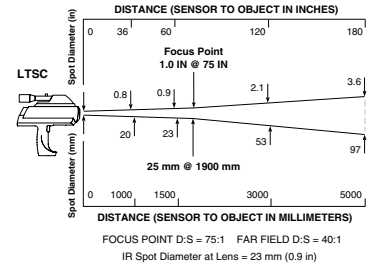
## 1M for Metals and Molten Glass



## 2M for Metals



## Low Temperature



Sighting Options	3i Models	Low Temp (LT)	Long Range (LR)	1 Micron (1M)	2 Micron (2M)	Glass (G5)	Plastic (P7)
	Single Laser (L2) Class II	-	LRL2	1ML2	2ML2	-	-
	Single Laser (L3) Class IIIa	-	LRL3	1ML3	2ML3	-	-
	Dual Laser (DL2) Class II	LTDL2	-	-	-	-	P7DL2
	Dual Laser (DL3) Class IIIa	LTDL3	-	-	-	-	P7DL3
	Crossed Laser (CL2) Class II	LTCL2	-	-	-	-	-
	Crossed Laser (CL3) Class IIIa	LTCL3	-	-	-	-	-
	Scope (SC)	LTSC	LRSC	1MSC	2MSC	G5SC	-
Scope with Laser (SCL2) Class II	-	LRSL2	-	-	-	-	

# Specifications and Features

Model	LT	LR	LRSC2	1M	2M	G5	P7
Temperature Range	-30/1200°C (-20/2200°F)			600/3000°C (1100/5400°F)	200/1800°C (400/3275°F)	150/1800°C (300/3275°F)	10/800°C (50/1450°F)
Accuracy	±1% of reading or ±1°C (±1.5°F) whichever is greater at 23°C ±5°C (73°F ±9°F) ambient operating temperature			±0.5% of reading or ±1°C (±1.5°F) whichever is greater at 23°C ±5°C (73°F ±9°F) ambient operating temperature	±1% of reading or ±1°C (±1.5°F) whichever is greater at 23°C ±5°C (73°F ±9°F) ambient operating temperature		
Repeatability	±0.5% of reading or ±1°C (±1°F), whichever is greater						
Response Time (95%)	700 mSec			550 mSec		700 mSec	
Spectral Response	8 to 14µm			1.0µm	1.6µm	5µm	7.9µm
Adjustable Emissivity* (from 0.1 to 1.0 by 0.01)	✓	✓	✓	✓	✓	✓	✓
Ambient Operating Temperature	0 to 50°C (32 to 120°F)						
Relative Humidity	10 to 90%, noncondensing @ up to 30°C (86°F)						
Storage Temperature	-20 to 50°C (-4 to 120°F) without batteries						
Weight/Dimensions	Laser Models: 208 H x 257 L x 71 W mm / 794 g (8.2 H x 10.1 L x 2.8 W in / 1.75 lb) Scope Models: 244 H x 257 L x 71 W mm / 1000 g (9.6 H x 10.1 L x 2.8 W in / 2.21 lb)						
Power	4 AA batteries or 6 to 9 V, 200 mA DC power supply						
Battery Life (Alkaline)	21–25 hours						
Laser	L2 models are IEC Class2/FDA Class II (<1mW), L3 models are FDA Class IIIa (<5mW)						
Reflected Energy Compensation	✓	✓	✓	✓	✓	✓	✓
Distance to Spot (D:S)	75:1	120:1	105:1	180:1	90:1	50:1	25:1
MAX, MIN, DIF, AVG Temperatures	✓	✓	✓	✓	✓	✓	✓
Display Hold	7 Seconds						
Backlit LCD	✓	✓	✓	✓	✓	✓	✓
Temperature Display	°C or °F (selectable), multifunction 4-digit backlit LCD						
Display Resolution	1°C or 1°F						
Locking Trigger	✓	✓	✓	✓	✓	✓	✓
Tripod Mounting	✓	✓	✓	✓	✓	✓	✓
Audible/Visible Hi/Lo Alarms	✓	✓	✓	✓	✓	✓	✓
Analog Output	1mV/°C or 1mV/°F			1mV/°C or 0.5 mV/°F	1mV/°C or 1mV/°F		
Digital Output	RS232, 9600 baud, output interval adjustable from 1 to 9999 seconds						
100 Point Data Logging	✓	✓	✓	✓	✓	✓	✓
Options/ Accessories	Nylon carry case with shoulder strap • NIST Certification (Must be specified at time of order) Variable brightness filters (scope and G5 only) • 110V/60Hz or 220V/50Hz voltage adapters Portable printer and cable • Computer, analog, and printer cables • DataTemp 2 software • Hard shell case						

\* For more details visit [www.raytek.com/emissivity.htm](http://www.raytek.com/emissivity.htm)

**Raytek Corporation**  
**Worldwide Headquarters**  
 1201 Shaffer Rd. PO Box 1820  
 Santa Cruz, CA 95061-1820 USA  
 Tel: 1 800 227 8074  
 1 831 458 1110  
 Fax: 1 831 458 1239  
[solutions@raytek.com](mailto:solutions@raytek.com)

[www.raytek.com](http://www.raytek.com)  
 for up-to-the-minute features

RFS

## Russell Fraser Sales Pty Ltd

Unit 7/38 Waratah St  
Kirrawee NSW 2232

Ph: (02) 9545 4433  
Fax: (02) 9545 4218

ABN: 79 074 258 549

e-mail [rfs@rfsales.com.au](mailto:rfs@rfsales.com.au)  
web: [www.rfsales.com.au](http://www.rfsales.com.au)



Raytek is an ISO 9001 certified company

© 2006 Raytek Corporation (1-2801 Rev. B) 3/2006  
 Raytek and the Raytek logo are registered trademarks of Raytek Corporation.  
 Fluke is a trademark of Fluke Corporation. Windows is a registered trademark  
 of Microsoft Corporation. All other trademarks are the property of their respective owners.  
 Specifications subject to change without notice.