



WheelProbe2



Simplicity | Capability | Reliability



From the innovators who brought the idea to the market over a decade ago, Sonatest is proud to extend its WheelProbe family by introducing the
New Generation WheelProbe2

Innovation

Wireless control unit
3 function buttons
3 status LED's



Flexibility

Ergonomic handles
Flat & curved surfaces
Detachable cable



Performance

Light reinforced frame
Best acoustic on market
Security hook
Precision engineered rollers

1.06 kg



Lightweight
1kg

Composite inspection


WP2 allows you to build the most efficient solutions for scanning large areas of composite. As the best alternative to immersion inspection, the WP2 offers an impressive 1mm near surface resolution in the latest composite materials using 5MHz array. Available also with 10MHz, 3.5MHz and 2MHz versions, the WP2 tightly matches the acoustic impedance of water and like its predecessor, generates UT signals of exceptional quality. The configurable handles, adjustable laser guidance, unique LED's for alarm feedback, remote control with start/stop indexing and reset buttons as well as the remote display makes this package unique, superior and still unequaled!



Recommended user kit for composite



Accurate alignment with laser pointer




Scan edge to edge

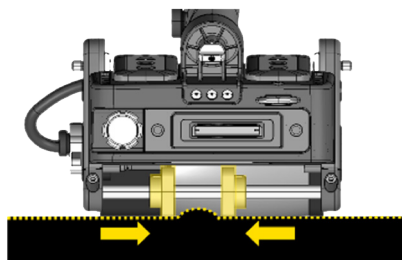
- Wireless remote control to efficiently operate the WP2
- Flat front roller to scan to edge of part
- Laser pointer to ensure good scan accuracy on large parts
- Mini Wi-Fi router to connect a remote display device between the VEO series or PRISMA series and the WP2
- Remote display holder to monitor scan results of the inspection, live during the process
- Adjustable screen mount for easy viewing during use

Corrosion monitoring

Making complete and reliable surveys to generate corrosion maps is more than a trend; it is essential! With the efficiency, performance and precision provided by the WP2, it is now possible to inspect large areas and quickly analyse data to determine if any critical or urgent action is required. Moreover, this technique allows the user to compare large amounts of data over time to perform preventative maintenance, reducing potential downtime. With WP2 the level of confidence is significantly increased since decisions can be based on data sets that are 1000 times more detailed, yet still gathered in the same time needed to do 'spot checks' using traditional methods. Whether for axial or longitudinal inspection using unique grooved rollers or attached to a scanner, WP2's flexibility makes it the tool of choice for fast and accurate corrosion monitoring applications.



Recommended user kit for corrosion



Precision rollers





Axial scanning

- Wireless remote control to efficiently operate the WP2
- Complete set of rollers front and back
- V rollers enable axial scan along the top of a pipe or any other cylinder shape part with an optimal pressure
- Precision rollers (light small wheels) make it easy to adapt to irregular surface, (weld cap) and steer the scan direction on curved parts.
- Flat rollers to scan up to edge of part
- Adjustable screen mount for easy viewing during use

Build up your specific WheelProbe2 configuration



Pick up your basic package

1	Corrosion Package (WP2-Pack1)	Composite Package (WP2-Pack2)
	 <ul style="list-style-type: none"> Horizontal handle Grooved back roller Filling equipment Maintenance tools & manual Rugged transportation case 	 <ul style="list-style-type: none"> Vertical handle Flat back roller Filling equipment Maintenance tools & manual Rugged transportation case

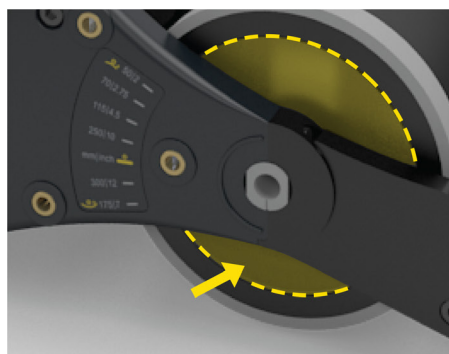
Select your probe frequency

2	64 elements	Application
	2 MHz	Excellent capabilities for inspection in composite, special steel alloy and other attenuative materials
	3.5 MHz	Proven performance in aerospace composite
	5 MHz	Optimized solution where signal resolution meets acoustic penetration requirements
	10 MHz	Sharp defect sizing and optimal near-surface resolutions for un-matched performance

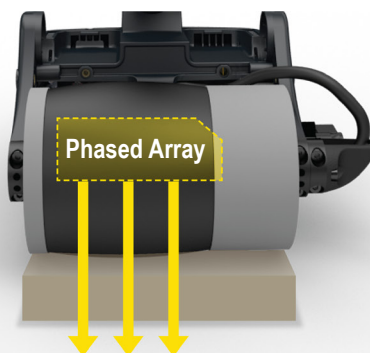
Define your cable options

3	Standard VEO & Prisma	Personalized Orders (contact Customer Services)
	2.5m (WP2-CABLE-101)	Customised cable length
	5.0m (WP2-CABLE-111)	PA connector ITT-Cannon, Hypertronics and others... Encoder connector: Lemo-15, DB-15 and others...


Special features



New roller design with re-engineered water management including clear side plates for bubble tracking, pressurised pump with needle and new purge valve.



Loaded with the best of PA acoustic performance, a large 51.2mm active coverage (64E) and 25mm water path for typical T of 100mm in steel & 50mm in CFRP.



Curvature pointer is a flexible, quick and easy probe adjustment feature to match concave (min 175mm), flat or convex (min 50mm) surfaces.

Sonatest's WheelProbe2 technology

Simplifies your inspection, enhances your inspection capability and delivers reliable results.

Rugged

WP2 has been re-designed from the ground up in lightweight aluminium-reinforced polymer. Lighter to reduce operator fatigue, and tougher to give longer service life. This means you can trust it to perform, day after day, even on the most awkward inspection tasks.

Productive

With LED feedback built-in and the optional display attachment, the technician can now focus on obtaining high-quality, consistent UT data. Real-time feedback of alarms gives a great feeling of confidence that the inspection is good, as is the part under test.

Detachable

Make the best use of your WP2 and connect it to just about any UT system. With interchangeable cables, you have the best of all worlds. A longer cable? A different connector? These options can be held in stock at very little cost, ready for tasks as they arise.

Configurable

With a choice of a single 'joy-stick' or a 'crossbar' handle type, the angle can be adjusted for operator comfort, and with the remote control available for either left or right-handed operation, the ergonomics of this WP2 are unsurpassed.

Roller Options

With the grooved, flat and precision roller options, a few moments' effort converts your WP2 from a flat-surface composite inspection tool, to a radial or axial pipe corrosion mapping system. Able to scan right to the edges of the part, convex, concave and even irregular surfaces area are catered for.

Laser Guidance

Keeping your scans on track, the laser pointer option gives a high degree of confidence in the correct registration of the WP2 for multiple pass scans, as well as on longer runs across large surfaces.

WheelProbe2 Specifications

Weight	1.06Kg (2.34 lb)
Dimensions H x L x W	125 x 150 x 155 mm (4.9 x 5.9 x 6.1 in)
Operating temperature	10 to 50° C
Centre frequency options	2 MHz, 3.5MHz, 5MHz and 10 MHz
Number of elements	64
Total active length	51.1 mm
Sensitivity homogeneity	± 3 db



Distributed by:



Russell Fraser Sales Pty Ltd

Unit 10 / 1-11 Burns Road, Heathcote NSW 2233 Australia

Ph: +61 2 9545 4433 Email: rfs@rfsales.com.au Website: rfsales.com.au

